



# YOUR FIRST TOURNAMENT

A ROUGH GUIDE



# CONTENTS

## 3 A ROUGH GUIDE

## 4 CHOOSING AND ENTERING COMPETITIONS

4 WHY SHOOT COMPETITIONS?

4 WHAT ARE THE DIFFERENT ROUNDS AND LEVELS OF COMPETITION?

6 HOW DO YOU FIND COMPETITIONS AND ENTER THEM?

## 9 PREPARING FOR THE COMPETITION

9 WHAT DO YOU NEED TO TAKE TO THE COMPETITION?

13 WHAT TO DO NIGHT BEFORE

## 14 AT THE COMPETITION

14 WHEN YOU ARRIVE

## 17 ONCE COMPETITION HAS STARTED

17 SIGHTERS/PRACTICE

18 SCORING

19 EQUIPMENT FAILURES

20 BOUNCERS

20 PHOTOGRAPHS

21 ETIQUETTE

21 WHAT TO DO AT THE END OF THE COMPETITION

22 AWARDS – WORLD ARCHERY, ARCHERY GB AND COMPETITION

25 ADDITIONAL INFORMATION

## 26 SOME COMMON PHRASES





## A ROUGH GUIDE

The purpose of this document is to try and give some general guidance and answer some of the questions you may have about going to competitions. This document makes reference to several rules, however, it's always worth checking the latest rules in case there have been any changes.

World Archery and FITA are the same organisation, as are GNAS and Archery GB.

The information in here is just a guide and things may vary slightly from competition to competition and individual to individual. This also just covers target archery, not field or clout (sorry), although some of the basics still apply to them.

If you are not sure of anything then ask a more experienced archer at your club or your local judge or coach, or the organiser of the tournament. If any questions or queries arise at a tournament then please ask the judge (if there is one) or another archer. Remember, all archers were beginners once. You are not alone at a competition and everyone is there to have a good time and to shoot as well as they can, so no one will mind helping you out.



# CHOOSING AND ENTERING COMPETITIONS

## WHY SHOOT COMPETITIONS?

Why not? Once you have been shooting for a while and are hopefully hitting the target more than you are missing it, there is no harm in spreading your wings and going to a few local competitions.

Whilst most of the time in archery you are in competition with yourself, it is sometimes nice to see how you rate against other archers. Competitions are also a great chance to make some new friends and chat to people about archery, equipment and anything else.


The vast majority of archers are very friendly and we can all remember our first few competitions, so no one is going to be upset if you ask questions or are a little uncertain. We are all there to have a good time – it is supposed to be fun!

It is probably best to start with a local shoot, ask around your club and see if anyone can recommend a tournament for your first one, or even better one that they are already going to and you can go with them.

## WHAT ARE THE DIFFERENT ROUNDS AND LEVELS OF COMPETITION?

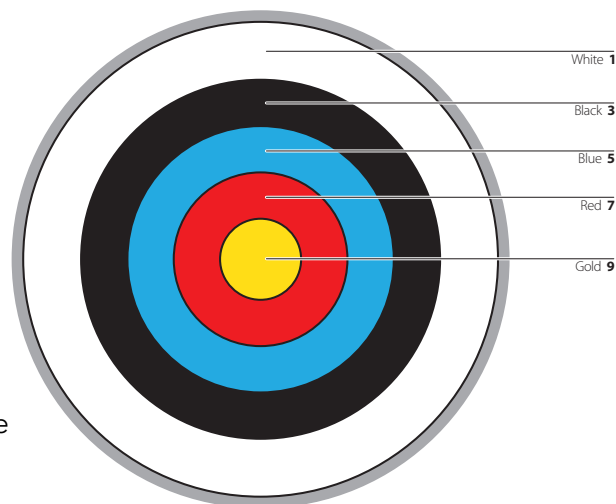
The types of rounds available can be very confusing to start with, but you soon get used to them. Full details of all the rounds, distances, number of arrows and face size can be found in the Archery GB Rules of Shooting.

Basically the types of rounds are split into GNAS Rounds and World Archery Rounds.



### GNAS ROUNDS

These are also called Imperial Rounds and are shot to the GNAS/Archery GB Rules of Shooting. The distances shot tend to be in yards and outdoor the scoring is 5 zone (you score 9, 7, 5, 3, 1). These are the traditional British rounds. Most people find these more relaxed and are often the first tournaments that people do.



GNAS Rounds tend to fall into 'families' so these are a group of rounds which are shot on the same field at the same time and have the same number of arrows, just the distances are different, so you can choose the round that suits your abilities/age/gender best. Examples of families of Rounds are New Western, Long Western, Western, Short Western, Junior Western and Short Junior Western. There is no problem if you want to shoot a Round that is below your age group/gender or if you want to shoot a junior round, although you may not be eligible for any competition awards, no one is going to think there is anything strange in that, we have all done it.



## WORLD ARCHERY ROUNDS

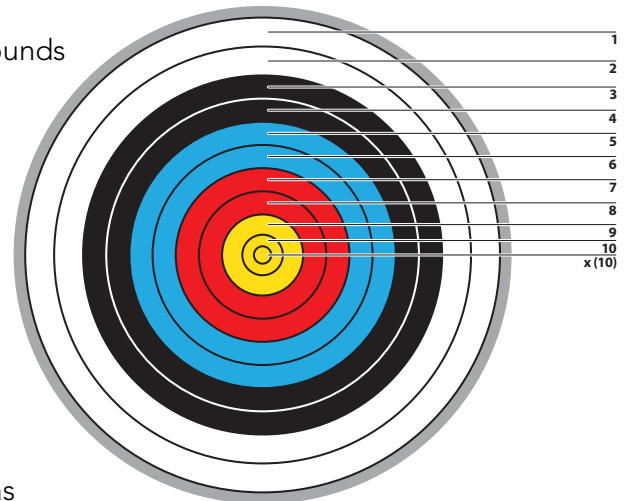
These are also called Metric Rounds and are shot to the FITA/World Archery Rules of Shooting.

The distances are in metres and the scoring is 10 zone (you score all the numbers).

These are the rounds that are shot all round the world and some are the ones used at the Olympics and World Championships. Some people find these a little more formal as

there is stricter timing on them, but don't

worry, they are not as scary as they sound, like most things, they are easy when you know how.



At Indoor Tournaments everyone shoots the same distance, these distances are either 30 yards, 25 metres, 18 metres, 20 yards, 25 yards and 30 metres.

## TOURNAMENT/EVENT STATUS

Each tournament/event has one of the following statuses attached to it:

**World Record Status (WRS) Events:** This is the highest level of competition and is the most strictly controlled. The only Rounds that can achieve WRS are World Archery Rounds and shooting in these gives you the opportunity to claim World, European and National Records as well as World Archery Target Awards ("*FITA Star Awards*" on page 24). These competitions will have at least one National Judge at them and will be controlled using traffic lights, whistles and occasionally count down clocks to tell you when to shoot (again these will be covered in more detail later)

**UK Record Status (UKRS) Events:** These events are ones where you have an opportunity of shooting a National Record. Some of these tournaments also have Rose Award Status, a Rose Award is the GNAS Target Award ("*Archery GB Rose Awards*" on page 24). The rounds shot can be either GNAS or World Archery. These competitions will have at least one Regional Judge as a minimum.

**Non-record Status Events:** These are the most relaxed type of tournaments and are often smaller than Record Status events. They will often have a Judge in charge of them (there is no minimum level of Judge needed at these tournaments), but sometimes they will be run by a Field Captain. This is normally an experienced archer who has been appointed by the organiser to blow the whistle and resolve queries. The rounds shot can be either GNAS or World Archery, but tend to be GNAS Rounds. Some rules such as Dress Regulations are not used at Non-record Status Events.

For your first few tournaments you might want to go to Non-record Status GNAS Tournaments, as these are the most relaxed and informal and will hopefully get you used to everything. However, if you want to go to a National or World Record Status Event, then do so, all tournaments are very friendly and you will be welcomed at any of them.

## HOW DO YOU FIND COMPETITIONS AND ENTER THEM?

Most clubs will have a notice board or something similar where local competitions are advertised, or ask club members if they know of other local shoots.

All World and UK Record Status Tournaments can be found in the Tournament Diary on the Archery GB Website, and are also listed (along with some non record status tournaments) in the Archery UK Magazine which each club receives each quarter.

Other places to look are Regional, County and Club websites. There are also archery forums available on the Internet (such as Archery Interchange [www.archeryinterchange.com](http://www.archeryinterchange.com)) which list tournaments all round the country (and are also a good source of information and advice). Some clubs have also established tournament diaries on their websites which list tournaments of varying level all round the country.

Some clubs will put in a mass entry for their members, if your club does this, make sure you see the entryform as this will tell you vital information, such as what level/status is the tournament, start times, locations, whether food and drinks are available etc.



## YOUR CHOSEN EVENT

Once you have chosen your tournament and read the entry form carefully, you then need to complete the entry form. Most entry forms ask for the same standard information – name, club, GNAS Number, gender, bow type, email address and round you want to enter.

**3rd Annual York/Hereford**  
UK Record Status & Rose Award  
Sunday 20th September 2015

**Entry form**

Name: \_\_\_\_\_ GNAS number: \_\_\_\_\_  
Club: \_\_\_\_\_ Fee: \_\_\_\_\_  
Bow: ☐ Recurve ☐ Compound ☐ Longbow ☐ Barebow  
Sex: ☐ Lady ☐ Gent Age: ☐ Senior ☐ Junior D.O.B: \_\_\_\_\_  
Round: ☐ York ☐ Hereford Are you a seated/wheelchair archer: ☐ Yes ☐ No  
Special requirements: \_\_\_\_\_

Name: \_\_\_\_\_ GNAS number: \_\_\_\_\_  
Club: \_\_\_\_\_ Fee: \_\_\_\_\_  
Bow: ☐ Recurve ☐ Compound ☐ Longbow ☐ Barebow  
Sex: ☐ Lady ☐ Gent Age: ☐ Senior ☐ Junior D.O.B: \_\_\_\_\_  
Round: ☐ York ☐ Hereford Are you a seated/wheelchair archer: ☐ Yes ☐ No  
Special requirements: \_\_\_\_\_

Please enter your email address on the entry form for results, or they will be displayed on [www.ashtetonbowmen.com](http://www.ashtetonbowmen.com)  
Archers with a disability should inform the Tournament Organiser, at the time of entry, should they wish to stay on the shooting line. Every effort will then be made to place only three archers on the target.  
We encourage entries from disabled or visually impaired archers. Could you please indicate your requirements on the entry form or contact the tournament organiser.  
To comply with the GNAS Protection of Children and vulnerable adults policy those who wish to take photographs at this event are to register with the tournament organiser on the day. Whilst every reasonable effort will be made to prevent unauthorised photography, filming etc. Taking place, the tournament organiser cannot be held responsible for any breach of this policy.  
Ashteton Bowmen will not be responsible for any damage or loss of equipment during the tournament.  
**G.N.A.S. Rules of Shooting (including dress rules) will apply.**

Closing date: **Sunday 13th September 2015**  
Target list (one week prior to event) and results will be available on Ashteton Bowmen's website [www.ashtetonbowmen.com](http://www.ashtetonbowmen.com). Alternatively, send a large S.A.E. for target and/or results lists (please indicate on envelopes which is required).  
Please send **entries and payments** to: Hamish Freeman, 16 Parvet Avenue, Droylsden, Manchester M43 7SB  
Cheques payable to: Ashteton Bowmen.

Extra application forms on next page ►

*Example of a tournament entry form.*

Others may may ask for additional information such as:

- **Age**, especially if you're a junior or a veteran (normally people over 60).
- **Handicap**. You handicap is required for certain prizes (if you are not sure of your handicap ask a club member, there is normally someone who knows how to calculate them).
- **Disability**. Will you be in a wheelchair or are planning to shoot sitting on a chair.
- **Photography**. Some entry forms also have sections where you can register to take photos (don't worry you can also register on the day).
- **Doping Control**. If the tournament is World or UK Record Status there will also be a section regarding Doping Control; and if you are entering on behalf of a junior you will have to sign to consent to them being drug tested. Again, don't panic, drug testing is very rare in this country and tends to only happen at the top tournaments and to the top archers at that tournament. Whilst rare, there is a chance they could turn up at any tournament. If you are taking any prescription medication either talk to someone in your club or contact GNAS directly and they will help you with the current process for registering that you are taking the medication, do not stop taking the medication, there is no problem with taking it, it just needs to be registered.

The bit you have filled in then needs to be sent to the organiser with a cheque for the money. Sometimes the organiser will ask for two stamped address envelopes, one to send you the target list in and one to send you the results in. However, it's becoming ever more popular that the organisers send this information out by email now and/or available on their club's website.

As cheques are dying out, many clubs are now beginning to accept PayPal (or similar) for you to send them the money, meaning it can all be done electronically. All the details of who to email/post and with what will be on the entry form. You should also contact the organiser if you have any concerns.

If there is a problem with your entry, such as there is information missing or the tournament is full, the organiser will contact you and let you know. If you do not hear anything, it's generally safe to assume your entry has been accepted.

A week or so before the competition the organiser may send out a target list (this is a list of everyone who is shooting and where on the field they are shooting), or advise you where you can view it online. If the tournament is a small non-record status event then a target list may not be available.

Target No.	Title	First Name	Surname	Bow Type	Club	County		
01A	Mr	Stephen	Brownhill	C	New Century	Cheshire	F	Y
01B	Mr	Daniel	Labno	R	Bebington	Cheshire	F	Y
01C	Mr	Martin	Bourke	C	Alsager	Cheshire	F	Y
01D	Mr	Ian	Fleming	R	Rochdale	Lancs	F	Y
02A	Mr	Ewan	Turnbull	R	Sellafield Ac	Cumbria	F	Y
02B	Mr	Mark	Leach	R	Eccles	Lancs	F	Y
02C	Mr	Dave	Alcock	C	Bebington	Cheshire	F	Y
02D	Mr	Craig	Holmes	C	Pendle & Salmesbury	Lancs	F	Y
03A	Mr	Graham	Steele	C	Neston	Cheshire	F	Y
03B	Mr	David	Ball	R	Nethermoss	Lancs	F	Y
03C	Mr	Steve	Mayer	R	Stalybridge	Cheshire	F	Y
03D								
04A	Mr	Mike	Christison	Lb	The Longbow Club	Cheshire	F	Y
04B	Mr	Hamish	Freeman	Lb	Assheton	Lancs	F	Y
04C	Mr	Shaun	Allan	Lb	North Cheshire Bowmen	Cheshire	F	Y
04D	Mr	Dave	Peters	Lb	Bebington	Cheshire	F	Y
05A	Mr	Andrew	Rowe	Lb	Assheton	Lancs	F	Y
05B	Mr	Brian	Rosenberg	Lb	Stalybridge	Cheshire	F	Y
05C	Mr	Max	Ives-Keeler	Lb	Alsager	Cheshire	F	Y
05D	Mr	Dale	Message	Lb	Assheton	Lancs	F	Y

*Example of a target list.*

If you receive a target list you should check it carefully to make sure the start time and venue have not changed, and to make sure that you have been entered in the correct round. It is also worth checking the target list to see if anyone else from your club is attending as you might want to share a car.

If for some reason it turns out you are unable to attend a competition, try to contact the organiser to let them know. Some organisers will refund your entry fee, but if you cancel after the entry closing date they may refuse a refund. You should still let the organiser know as it may affect how they prepare the field and there may be a waiting list of people who want to shoot.



## PREPARING FOR THE COMPETITION

As well as the obvious of making sure you have sightmarks for the distances, the following are some other things to bear in mind.

### WHAT DO YOU NEED TO TAKE TO THE COMPETITION?

Packing for a competition is a bit like packing to go on holiday, the list of things you may need is endless, so the below are just suggestions of a few additional bits you might need (but make sure you don't forget the actual bow!). It is also a good idea to check you have everything you need a few weeks before the competition, just in case you have forgotten something.

#### SHOOTING EQUIPMENT

**Arrows:** It is always a good idea to have a couple of spare arrows with you in case one is damaged or lost, so for Outdoors a minimum should be 8, and Indoors 5. All arrows must be nocked and fletched in the same way and must have your name or initials on the shaft to identify them. Please don't put your name or initials on the fletches, as if they fall off there will be no way of identifying the arrows. Arrow wraps are now a very handy way to easily put your name (and a nice pattern) on your arrows.



**Spare nocks:** If your arrow is going to get damaged it is normally the nock that gets damaged, so make sure you have some spares with you to match the nocks already on your arrows. Some people also carry spare nocks in a different colour with them, just in case someone on the same target has similar colour fletches and nocks.



**Spare string:** Make sure your spare string has been shot in and has the nocking place in the same place as your current string.



**Spare tab/release aid:** Just in case your current one breaks or you drop it and cannot find it. Many an archer has had to do the walk of shame after dropping it by the near the boss after collecting their arrows.



**Bow stand:** You will need somewhere to leave your bow when collecting arrows, and the floor is not the best place for it!

**Allen keys:** Always handy to have a set in Imperial and Metric sizes, just in case something works it way loose.



**Towel:** A small hand or bar towel is always a good idea so you can wipe your bow and handle down if it rains, or to wipe your arrows if you happen to miss the target. Over time you will collect lots of other bits and bobs in your bow case, for example screwdrivers, spare fletches, glue, scissors, dental floss, razor blade, pliers, arrow puller etc.



## PERSONAL EQUIPMENT

**Dress regulations:** For Record Status and above the GNAS Dress regulations have to be followed. The current Rules (Number 307) are:

- Clothing must be clean, appropriate and in good condition (so not frayed or torn, even if it was designed like that), and be conventional in style and appearance.
- Tops must cover the front and back of the body and must not be strapless and, for gentleman, have sleeves. The top must cover the midriff when at full draw.
- All colours can be worn except blue denim, olive drab and camouflage patterns.

- The clothes can have the manufacturers trade mark on them, or the wearers name, but any other wording or badges must relate to archery organisations (for example your local club or a manufacturer). If you are sponsored you can wear the sponsors logo and name during the sponsorship period. Turning up to a competition wearing blue jeans and a Manchester United football top will not be acceptable. At worst the Judge will send you home, at best you will be able to shoot but you will be excluded from the results and medals. Also remember you will be wearing the clothing all day, in the sun and rain, so make sure it is comfortable and is not going to interfere with your shooting, layers are always a good idea.

**Sensible shoes:** You must wear footwear that covers the entire foot and it must be worn all the time whilst on the field, so no sandals. You will be on your feet all day and doing a lot of walking, so make sure they are comfortable and if possible waterproof.

**Wet weather clothes:** Very occasionally it will rain at a tournament, so make sure you have some waterproofs to put on and boots or wellies to wear. It does not matter what colour these are, just make sure the waterproofs don't get in the way of the string. Quite often the sleeves on waterproof jackets are quite loose, so it is a good idea to have a bandage or tubigrip available to hold it out of the way.

**Hat and sunglasses:** A hat is always handy to keep the sun and rain off your head and out of your eyes. Try shooting with your hat and sunglasses on before the tournament to make sure they don't get in the way of the string or affect your field of vision or sag when wet.

**Tent or shelter:** There are lots of small pop up tents available at very reasonable prices now days, which can provide shelter to you and your equipment. Or if there are a few people going from your club see if someone wants to share a tent. If you do buy a tent, have a practice putting it up and down at home first, you don't want to be caught out when you get there.



**Chair:** A comfortable chair is always a good idea, you will be on your feet a lot, and don't forget to take one even when you are shooting Indoors as not all halls provide seating.

**Umbrella:** Particularly helpful to keep the rain of the scoresheet.

**Food and drink:** A lot of tournaments provide catering now days, or at least tea and coffee, but it is always a good idea to take your own as well, just in case. You are out all day, and even on the coldest wettest day you can end up getting dehydrated. As well as packing your lunch, take some snacks with you, just to give you a little energy boost when you need it.



**Sun cream:** Again you are out in the sun all day, so even when it is cloudy you can still get sun burnt. It is also a good idea to take some light weight clothing to cover up with to stop you burning on those rare days of sunshine.

**Spotting scope/binoculars:** Particularly as you start shooting the longer distances it is a good idea to have a telescope or binoculars with you, even if you don't take them onto the shooting line you may want them when you are waiting to shoot. If you do want to take a telescope onto the shooting line with you make sure it is waterproof and make sure the tripod is strong and stable, as you don't want it being blown over and the scope being damaged. If the telescope is not in anyone's way you can now leave them on the line permanently, in this case take something with you to secure the tripod to the ground so it does not get blown by the wind, or accidentally knocked by another archer. If you are taking a telescope on and off the line, be careful you set in down properly each time, you don't want it falling over.



**Scoring equipment:** Make sure you have a couple of pens with you for scoring, and at World Archery Rounds for marking the arrow holes. Also a calculator is always handy, an arrow puller and your own score pad. There are also a large range of 'Apps' available for doing your personal scoring with. It's perfectly fine to use these, but if they are on your phone make sure your phone is turned off or onto silent. You are not allowed personal communication devices in front of the shooting line (beside the distraction of someone's phone going off when you are at full draw it would be very rude to take a phone call whilst at the target). If you intend to use your phone for scoring, it may be worth investing in a waterproof case.




## WHAT TO DO NIGHT BEFORE

Make sure you have all your equipment, plenty of food and drink and don't forget to take your Archery GB Membership Card or temporary receipt.

Make sure you know where you are going and leave plenty of time to get there.

As most archery takes place on school fields your satellite navigation system can sometimes only get you so far, so leave a little extra time for getting lost or getting stuck in traffic. Most organisers will attach a small map to the entry form which is helpful, or will put signs (often a target face) near the road to direct you. It is best to arrive about 1 hour before the start of competition/practice or assembly, whichever comes first.



**This is Britain, so it goes without saying that you should check the weather forecast so you can take the appropriate clothing with you.**



# AT THE COMPETITION

## WHEN YOU ARRIVE

Aim to arrive approximately one hour before the start of the event, this will leave you plenty of time to find out where you are shooting, set up your equipment, met your fellow archers and have a cup of tea and a bacon butty (or some other healthy breakfast).

When you arrive the first thing to do is to find the 'Booking In Tent', tell the person there who you are, and they will then check your Archery GB Membership card, ask you for any money that is owing and confirm which target you are shooting on.



You can then set your equipment up. If you have a tent or a shelter make sure you set it up behind the Tent Line. There will normally be two lines marked behind the shooting line, the first is the Waiting/Equipment line, the second is the Tent Line (if you are not sure which one this is, just ask). Be considerate of others and make sure there is room for people to pass between the tents. You can then put your bow between the Waiting Line and the Tent Line.



*If you have a tent or a shelter make sure you set it up behind the Tent Line.*

Have a look around and see if you can find out who your target companions are, they will be listed on the Target List. Introduce yourself and if maybe start discussing whether you want to score or pull the arrows.

For your first few shoots you might want to just help pull the arrows and observe the scoring until you feel a bit more confident. Most archers are very friendly and will happily guide you through your first few tournaments. However if you do happen to come across someone who is not overly friendly, don't worry, some people are very focused and don't like to chat during the tournament, so don't take it personally.

This is also a good time to sort out where you are going to stand on the line and put your foot markers down and to sort out where people want to place their telescopes. The normal positions on the line when shooting two details are A and B are the first detail, then C and D, however if you all agree you can change your shooting position. If it is single detail then three of you will be on the line at once.

You are allowed to leave a telescope on the line as long as it is not in anyones way, or you can share a telescope with the person on the other detail, so if you are A you can share a telescope with C. But if there is not enough room for telescopes or they are in the way, then they must come off the line. At World Archery Events there is a height limit for telescopes, the top of the scope cannot be higher than the armpit of the archer when they are at full draw.

Just before shooting starts there will be an assembly, the time of this is normally on the entry form, so just before this time, make sure you have been to the bathroom and have done your warm up exercises!

When it is time for assembly the Judge or Organiser will call you all to gather, normally this is signalled by a whistle and you met towards the middle of the field. The Organiser will then introduce themselves, the Lord or Lady Paramount and the Judges and then go through some of the practicalities of the tournament, such as the details of the raffle, where the toilets are etc.



*Sort out where you are going to stand on the line and put your foot markers down and to sort out where people want to place their telescopes.*



*Assembly before a competition.*



The Judge will then quickly go through the important rules for the tournaments, such as is it 5 or 10 zone scoring, does the inner 10 score an X, how many sighters/practice you have etc. Make sure you listen carefully.

When the Assembly has finished you will be told how long it will be until you start shooting, normally there is only a couple of minutes gap. If you have any questions or are unsure of anything, then please go and ask the Judge, they will be more than happy to answer your questions, and it is better to ask than to get it wrong.



*Remember it's all about having fun... not just competing.*

---



# ONCE COMPETITION HAS STARTED

## SIGHTERS/PRACTICE

---

Once the assembly has been completed then the competition will start. You start with either sighters or practice

### SIGHTERS

These are shot at GNAS Rounds, and the normal rule is outdoors there is one end of six arrows and indoors two ends of three arrows, but make sure you listen at assembly as it will be announced then. This is the only chance you will have to warm up during the competition. If you decide to shoot two sessions of an indoor GNAS tournament you will only be able to have sighters at the first session

### PRACTICE

These are shot at World Archery Rounds. You will get approximately 45 minutes of practice which tends to be three ends if shooting in two details; or if indoors two ends of practice. It will be announced when it is the last end of practice.

During practice you can shot as many arrows as you want. This is the only chance you will have to warm up during the competition. If you decide to shoot two sessions of an Indoor World Archery tournament you will be able to have practice before both sessions.



*Sighters/practice before the main competition.*

---

## SCORING

---

- Once everyone has shoot there will be three blasts on the whistle so you can go forwards to score. Only archers are able to walk to the targets, if someone else wants to walk to the targets they must ask the Judge's permission first. Be careful as you walk up the targets, in case there are any arrows in front of the target. Make sure you do not touch the target face until all the scoring has been completed, if you do any linecutters will score the lowest value.
- All the archers should gather in front of the target, do not go behind to look for missing arrows yet. The person who is doing the scoring will then call the name of the first archer on the score sheet.



*Archers gather in front of the target prior to scoring.*

---

- Scores should be called out in groups of three, starting with the highest score, so for example 9,9,7 pause 7,5,5. The normal rule is that GNAS Rounds use 5 zone scoring, so only the odd numbers and World Archery Rounds use 10 zone scoring, so all the numbers and the Inner 10. Make sure the scorer is writing down what you called out correctly. The scorer should call back what you have said to confirm it.
- When you call your arrows, make sure you indicate to them, but do not touch them. If the shaft of the arrow is touching a dividing line between two scores (a linecutter), then it scores the highest score.
- When other people are scoring make sure you check what they are calling out and what is being written down are the same and they are calling out the correct values. If they have a linecutter, then have a look and see if you agree with what they call it as. If you disagree then say so, no one will mind. If you disagree on a target then a Judge is called who will look at it with a magnifying glass and give their decision, their decision is final.

- If you make a mistake when calling out your arrows or they are written down incorrectly, then call for a Judge who will come and ask for the scores to be recalled and then correct the scoresheet, do not alter it yourself. You can alter the adding up yourself, just not the actual arrow values.
- You may also want to record your score in your own scorepad for future reference and also to help you double check the scorers adding up.
- The scoresheet will probably be passed between a couple of archers, as the scorer is not allowed to record their own scores. If there are two identical scoresheets with two people doing the scoring (double scoring) then this is fine.



*Archers scoring and preparing to pull arrows.*

- Once everyone on the target has scored then the arrows can be pulled and any missed arrows can be picked up from behind the target. Help your target companions pull the arrows and look for any lost arrows. If it is a World Archery round then the arrow holes will need to have a small mark put against them in case of bouncers or pass throughs.

## EQUIPMENT FAILURES

If you are unlucky enough to have an Equipment Failure, then let a Judge know straight away. If you are on the shooting line, then step back from the line and attract the Judges attention.

The Judge will then come over and help you with the situation, and then once you have fixed the problem they will explain how to make up any arrows that have not been shot whilst you were repairing the problem. You cannot re-shot any arrows that have been shot, even if they were a bad shot due to the equipment failure.

Normally the arrows will be made up as soon as possible, but the Judge will explain everything.



## BOUNCERS

---

If one of your arrows bounces off the scoring zone, then depending on the round being shot you should do the following

### GNAS ROUND

Finish shooting the rest of your arrows, then step off the line and attract the attention of the Judge. The Judge will then come over to you and ask for a spare arrow, which they will then mark or identify in some way. Once everyone on your target has finished shooting then you can go and shoot this arrow. The Judge will then walk to the target with you when you go to score, and check that the arrow was in fact a bouncer. If it was not actually a bouncer then the score of the extra arrow is ignored, if the bouncer bounced off another arrow then you get the score of that arrow and the extra arrow is ignored, and if it is a proper bouncer then you score the value of the extra arrow.

### WORLD ARCHERY ROUND

Stop shooting straight away and stop anyone else shooting on the same target as well. Step back from the line and attract the Judges attention. The Judge will then ask you how many arrows you have left to shoot. When everyone else has finished shooting the Judges will stop the shot and you and the Judge will walk to the target.

Once the Judge has checked the arrow is a bouncer they will then look for an unmarked hole. You will score the value of the unmarked hole that the bouncer made. If there is more than one unmarked hole you score the value of the lowest unmarked hole, and if the arrow bounced off another arrow then you score the value of that arrow.

You will then return to the line and shot your remaining arrows. The Judge will then come with you to assist with the scoring.

But don't worry if you have a bouncer, just stop shooting and call a Judge, the Judge will talk you through what needs to be done.

## PHOTOGRAPHS

---

You are allowed to take photographs, but most tournaments have a photographer register which you will need to complete. This will be with the organiser.

If you are taking photos, then make sure the flash is turned off, and don't go in front of the Waiting Line unless you have asked the Judge's permission.





## ETIQUETTE

---


- Don't walk on or off the line when someone is at full draw. It is not strictly against the Rules, but some people find it disturbing. If someone does it to you, then ask them politely not to.
- Try not to swear or make any comments whilst on the shooting line, even if you miss. It is distracting to people and also it is a family sport and there is no need for bad language.
- If your arrow seems to have passed through the boss or is hanging down the front of the target face then stop everyone on your target shooting and attract the attention of a Judge who will guide you through what to do.
- Broken arrows can sometime cause problems. If you hit another arrow in the target, or if you step on a missed arrow that is buried under ground and break it, it is an accident and you are not expected to pay for a replacement. But if you break someone's arrow by being careless, such as not looking where you are going, then the polite thing to do is offer to replace it for the archer.
- Do not touch anyone else's bow or equipment without permission.
- When waiting behind the Waiting Line don't start talking loudly to anyone.
- Make sure your mobile phone is turned off or onto silent.
- If the targets need moving during the tournament, then help do this. But don't try and do it alone.
- If you have any problems, or are unsure of what to do then ask a fellow archer or a Judge. The Judges are there to help and to try and make sure you have the best day possible. Remember, there is no such thing as a stupid question.

## WHAT TO DO AT THE END OF THE COMPETITION

---

Once the competition has finished you will be asked to check your scoresheet carefully. Make sure that all the adding up is correct, and complete all the total boxes, including the number of hits and golds. Once you are happy with it, then signed it. You get the score that you sign for.

One tip for Archery GB (5 zone scoring) rounds is that if you have an odd score you must have an odd number of hits, an even score means you must have an even number of hits. This does not work for rounds with 10 zone scoring though.



*Check your scoresheet carefully.*

---

Thank the other archers on your target for their help and company during the day and congratulate them if they did well.

If possible thank the organiser and the Judges for their time as well. If you are not staying for the results then it is polite to let the organiser know this.

You can then pack away your equipment, but leave your seat out so you have somewhere to sit during the presentation.

If you think you are eligible for a World Archery or GNAS award, then ask the organiser for the claim form.

## AWARDS – WORLD ARCHERY, ARCHERY GB AND COMPETITION

---

### COMPETITION AWARDS

Most tournaments have their own medals/trophies/certificates etc, and details of these can be found on their entry form. Normally they will award 1st, 2nd and 3rd, depending on the number of entries in each category.



1st place will sometimes be given a trophy. Quite often you are expected to return the trophy the following year, in this case you must sign for the trophy when you receive it, and you are expected to get it engraved with your details and then arrange for it to be returned to the organiser before the tournament next year. It is always best if you can clean it before you return it. If you are unsure of how to get it engraved, then please ask the organiser.



*Master Bowmen badge.*

---

Sometimes organisers will group together different categories for the purposes of the awards, for example all juniors might be classed together. If you are shooting a round below or above your class you might not be entitled to an award.

Awards are given at the organiser's discretion and are not covered by the Rules at all.



*Grand Master Bowmen badge.*

---

They may also give additional prizes, for example best gold or worst white or a Lady Paramount's prize. The best gold/worst white will normally be judged on one random end of shooting and you won't know which end until you have shot it, or will be judged over the whole tournament, but don't worry if there one of these prizes available the details will be explained at Assembly. The Lady Paramount's Prize is a prize given by

the Lady Paramount or Lord Paramount (the Lord or Lady Paramount is someone chosen by the organiser to give out the prizes, they may be a member of the Club, the organiser's partner or a local dignitary such as the Mayor or Headmaster, no matter what they should be treated with the upmost respect). They can award the prize for whatever you want, and you will probably never know what the criteria was, for example I have heard of it going to the person with the best hat, the one who arrived first or the one who shot nearest to a randomly chosen score.

If you do win a prize, then the Organiser will call your name, and maybe your club, score, hits and golds. Go up to the Lord or Lady Paramount and shake their hand and receive your medal or trophy and if necessary pose for a photo (if you know someone there with a camera), then return to your seat or sign for the trophy if needed. Please make sure you remove your hat when going up to collect your prize and please clap when anyone else receives an award.

### RAFFLE

A lot of clubs will also hold a raffle which will be drawn before the results are given. During the day someone will come round and ask you to buy raffle tickets, or if they miss you ask the organiser at the end of the tournament where you can buy them from. If you are not going to be there at the end of the tournament, write your name/club and details on the back of your tickets and leave them with a friend or with the organiser and they will see that you get anything you win. If there is anything you really don't want to win, for example if you are allergic to chocolate, just put a note on the tickets and the organiser will try and accommodate you if possible.



### SIX GOLD END AWARDS

The Six Gold End Badge is an Archery GB award given to people getting 6 golds (so either 9s or 10s) at one of their two longest distances. So for example for Gentlemen it is achievable at 100 yards, 80 yards, 90 metres or 70 metres. The details for all the age groups are available in SAP 6 of the GNAS Rule Book.



There is also a Three Gold End Award which is available to Longbow archers, but the distances it can be awarded at are the same as for the Six Gold End.

You can claim them as a Senior or Junior and shooting Compound, Recurve or Longbow, but you can only claim one in each class.

If you get a Six/Three Gold End, then there is a claim form to be

completed, which the Organiser should have, make sure you complete the Form correctly and the Organiser signs it, then send it off to the Archery GB Office.

### **ARCHERY GB ROSE AWARDS**

These can only be claimed at York/Hereford/Bristol Tournaments who have 'Rose Status', this will be shown on the Entry Form.

They are awarded for shooting a certain score and start at White Level, which for Recurve and Compounds is a score of 800, and go all the way to Purple Level, which is a score of 1250. You must achieve the score shooting the round that is appropriate to your age/gender.



If you achieve a score you must complete the claim form which the organiser will have and submit on your behalf along with a copy of the scoresheet and the tournament results. So make sure you claim them on the day

Full details can be found in SAP 6 of the Archery GB Rules of Shooting.

### **FITA STAR AWARDS**

As with Rose Awards these are awarded for shooting a certain score at World Record Status Tournaments. As they are World Archery Awards there is no sliding scale of distances for Juniors, they are achievable for Recurve and Compound, and Senior, Master or Cadet rounds. Full details of the scores can be found in Chapter 6 of Book 2 of the World Archery Rules of Shooting. For FITA Star Rounds they start with White Level for a score of 1000 and go up to Purple Level for a score of 1400.



If you achieve a score you must complete the Claim Form which the Organiser will have and submit on your behalf along with a copy of the scoresheet and the tournament results. So make sure you claim them on the day

There are lots of other awards available, full details can be found in SAP 6 in the GNAS Rules of Shooting. Also your own Club or County might run its own reward scheme for beginners.



## ADDITIONAL INFORMATION

---

Your club should have copies of the Rule Books, but if not they can be found on the relevant website.



### ARCHERY GB:

[www.archerygb.org/support/operations/rules](http://www.archerygb.org/support/operations/rules)



### WORLD ARCHERY

[www.archery.org](http://www.archery.org) then Rules and Constitution and Rules

If you have any questions on the day then ask the Judge, they have normally been archers for a long while as well and are there to help.

Most importantly, relax and enjoy yourself. Archery is a friendly sport, so make friends, enjoy the day and don't worry if something goes wrong, we all have bad days (I have seen many top archers, including the Korean Team miss the target, so if they can, anyone can).

Have fun!

## SOME COMMON PHRASES AND ABBREVIATIONS

**FITA:** This is the World governing body and is now known as World Archery

**EMAU:** European and Mediterranean Archery Union, this is the Continental governing body and is now known as World Archery Europe.

**GNAS:** Grand National Archery Society, this is the UK governing body and is also known as Archery GB. You are a member of Archery GB, Archery GB is in turn a member of World Archery Europe (EMAU) and World Archery (FITA).

**ROS:** Rules of Shooting

**RS:** Record Status Level tournament, meaning you can claim National Records and certain awards at this tournament

**Rose:** Rose Status Level tournament, meaning you are able to claim Rose Awards at this tournament

**Tassel:** Tassel Status Level tournament, this is for Clout Archery only and mean you can claim Tassel Awards at this tournament

**WRS:** World Record Status, meaning you can claim World Records and certain awards at this tournament

**H2H:** Or Head to Head, this is the knock out tournament used by World Archery and some WRS events.

**NRS:** Non Record Status Level tournament

**TO:** Tournament Organiser

**Work Party:** The volunteers that help set up and look after the tournament field

**Field of Play:** Another phrase for the Archery Field

**Lady Paramount:** Also Lord Paramount or Lord Patron. This is someone who has been chosen to award the prizes at the tournament, they are often a local dignitary or a hard working member of the club hosting the tournament

**Assembly:** This is a short get together which is held at the start of the shoot. It is important you attend as it will contain useful information (such as where are the toilets)

**Sighters:** Sighters and Practice are the warm up ends you shoot before you start scoring, they are covered in detail in the main document

**5 zone:** This is where you only score the odd numbers, so anywhere in the gold is 9, red is 7, blue is 5, black is 3, white is 1 and anything is a M (Miss)

**10 zone:** This is where you score all the numbers, X, 10, 9, 8, 7, 6, 5, 4, 3, 2, 1 and M (Miss)

**Petticoat:** This is the area of paper outside of the scoring zone

**Inner 10:** This is the small circle inside the 10 ring, and is sometimes also called the X ring, when shooting Outdoors using 10 zone scoring this is scored as an X by everyone. Indoors this is the 10 ring for compounds, and the rest of the gold is 9, and for recurves, longbows etc, it is not used indoors

**Division:** This is the class you are shooting in, for example Gents Recurve, Junior Boys Compound. It is important to check that the organiser has you in the right division as it will affect the results.

**Style:** This describes the type of bow you shoot, so Compound, Recurve, Longbow, Barebow or American Flat Bow (AFB). There are extra style for Field Archery only.

**COJ:** Chairman of Judges, this is the Judge in charge of the tournament

**DOS:** Director of Shooting, this is the Judge who is in charge of the timing at World Archery tournaments



Tudor Lodge, Victoria Avenue East, Manchester M40 5SH  
[www.asshetonbowmen.com](http://www.asshetonbowmen.com)